



WICHITA STATE
UNIVERSITY



DO MORE. BE MORE.

| WICHITA.EDU/INTERNATIONAL |



EXPERIENCE-BASED LEARNING

Wichita State University's location in Kansas' largest urban market offers advantages that better prepare students to enter their careers after graduation.

WSU students are better equipped to enter the workforce than those graduating from typical college or university programs.



"You must be the change you want to see in the world." - Mahatma Gandhi

COLLEGES

THE W. FRANK BARTON SCHOOL OF BUSINESS

THE COLLEGE OF EDUCATION

THE COLLEGE OF ENGINEERING

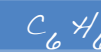
THE COLLEGE OF FINE ARTS

THE COLLEGE OF HEALTH PROFESSIONS

FAIRMOUNT COLLEGE OF LIBERAL ARTS AND SCIENCES



$$E = MC^2$$



WSU

45

45

THE W. FRANK BARTON SCHOOL OF BUSINESS

The W. Frank Barton School of Business at Wichita State has been the driving force behind some of the brightest minds and biggest ideas of the past 100 years.

Combining the widest range of undergraduate degrees in the state and virtually unlimited learning opportunities (thanks to Kansas' largest business community), it's no surprise that employers continue to show a preference for hiring Barton School graduates.

★ **Named one of the "Best Business Schools" in 2010 by The Princeton Review**

Largest and most comprehensive business school in the state of Kansas.

The Barton School is accredited by AACSB International - the Association to Advance Collegiate Schools of Business. AACSB Accreditation is the longest standing and most recognized professional accreditation in the world. Less than 5% of the world's business schools have earned AACSB Accreditation.



EXPERIENCE-BASED LEARNING

THE BARTON INTERNATIONAL GROUP (B.I.G.) IS AN ELITE GROUP OF STUDENTS FROM WICHITA STATE UNIVERSITY'S BARTON SCHOOL OF BUSINESS FORMED TO HELP COLLEGE STUDENTS LEARN BY DOING, SPECIFICALLY IN THE REALM OF INTERNATIONAL BUSINESS. B.I.G. PARTNERS WITH GLOBAL COMPANIES TO TRAVEL ABROAD AND COMPLETE PROJECTS AIMED AT HELPING THEIR CLIENTS BECOME MORE SUCCESSFUL IN THE GLOBAL MARKETPLACE.

PIZZA HUT WAS FOUNDED IN 1958 BY TWO WICHITA STATE ALUMS: DAN AND FRANK CARNEY. THE FIRST PIZZA HUT IS LOCATED ON CAMPUS.

NATIONALLY RANKED RESEARCH

The National Science Foundation ranks WSU second among all U.S. universities in Aviation Research & Development Expenditures.

COLLEGE OF ENGINEERING

Wichita is known for great engineers and its rich history of fostering big ideas and the people who make them happen. As the 'Air Capital of the World,' Wichita has left an undeniable mark on the WSU College of Engineering — and remains a guiding force today.

At WSU, students have access to some of America's best research facilities and industry leaders that they would not have access to anywhere else.

EXPERIENCE-BASED LEARNING

Over 200 engineering students each year participate in internships at over 40 different companies. Some well-known companies have included: Boeing, Cessna, Oracle, and NASA. The Advanced Networking Research Institute (ANRI) at WSU has excellent lab facilities largely supported by Cisco Systems Inc, and NetApp. There are over 200 routers and switches available for research projects, several SAN products, and a variety of other devices available from various vendors.

COLLEGE OF FINE ARTS

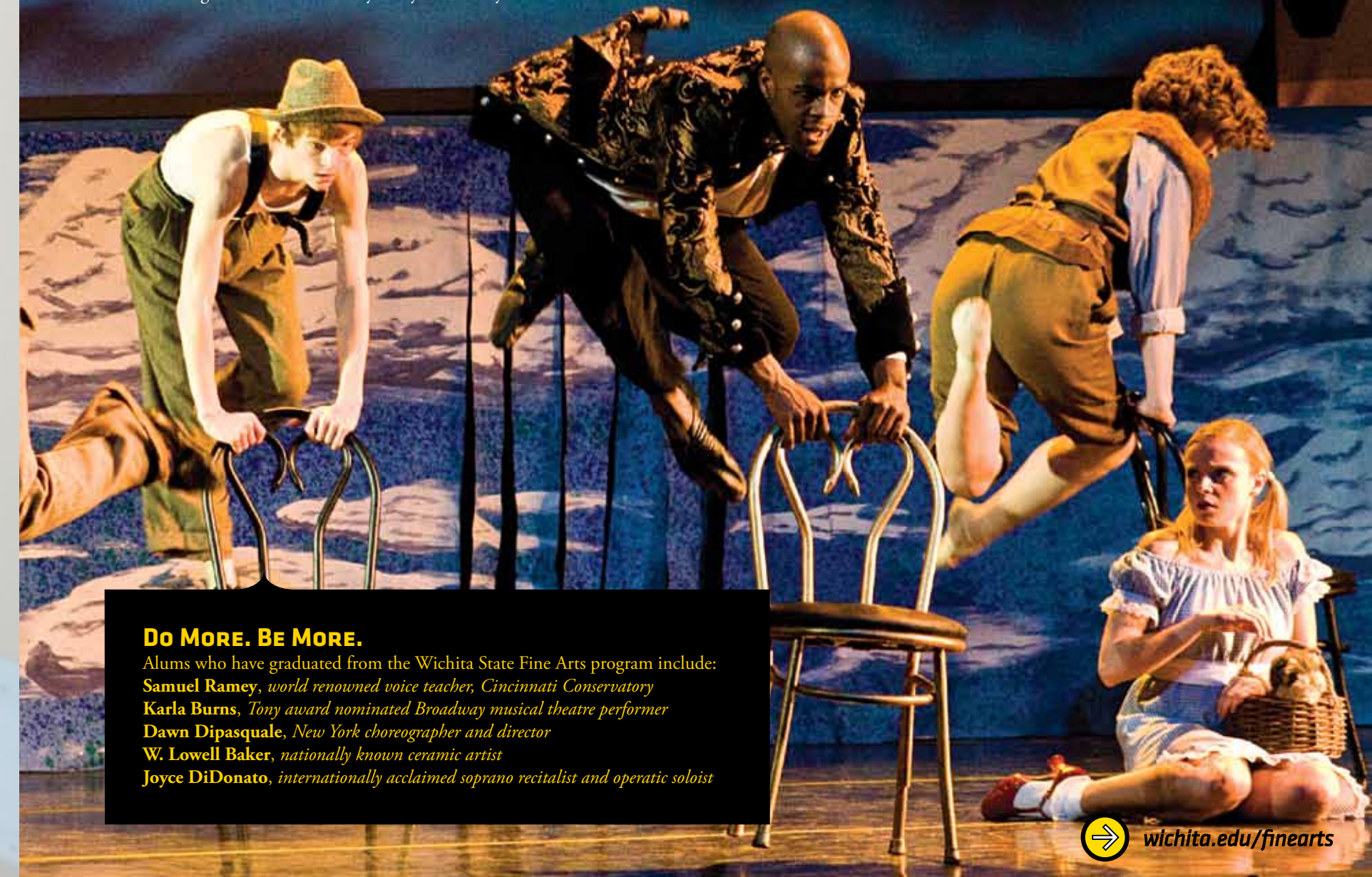
From degree programs you cannot find at any other state school to the face-to-face interaction of students and professionals, no other school in Kansas can offer fine arts students as much as Wichita State.

Combining the instruction of internationally acclaimed artists, the inspiration of a campus adorned by masterpieces, and the endless opportunities for real-world experience, students in WSU's College of Fine Arts not only study art — they live it.

★ **WICHITA STATE UNIVERSITY IS ONE OF ONLY TWO NASM (NATIONALLY ACCREDITED SCHOOL OF MUSIC) SCHOOLS IN THE STATE OF KANSAS.**

DO MORE. BE MORE.

Alums who have graduated from the Wichita State Fine Arts program include: **Samuel Ramey**, world renowned voice teacher, Cincinnati Conservatory; **Karla Burns**, Tony award nominated Broadway musical theatre performer; **Dawn Dipasquale**, New York choreographer and director; **W. Lowell Baker**, nationally known ceramic artist; **Joyce DiDonato**, internationally acclaimed soprano recitalist and operatic soloist





DEPARTMENTAL SCHOLARSHIPS

Students in Fairmount College may apply for almost 200 different departmental scholarships.

FAIRMOUNT COLLEGE OF LIBERAL ARTS & SCIENCES

Fairmount College is the largest of the six undergraduate colleges at Wichita State University. After humble beginnings in 1895, Fairmount College now offers undergraduate majors in the liberal arts: natural sciences, social sciences, humanities and programs of professional training. An education in these liberal arts disciplines helps students develop knowledge and appreciation of our physical and biological world, the arts and different cultures, and an awareness of civic responsibilities as well as professional preparation.

The Fairmount College of Liberal Arts and Sciences provides classes that all students, regardless of their major, are required to take in order to graduate from Wichita State University. These courses provide students with skills that are intrinsically valuable and fundamental to professional training and the needs of the workplace.

COLLEGE OF HEALTH PROFESSIONS

The College of Health Professions at Wichita State prepares graduates for some of the fastest-growing, highest-paying health careers of the next decade. With majors such as nursing, physical therapy, and medical technology, our students are well prepared to work at the top hospitals in the nation. Since the best programs require the finest facilities around, we make sure that is exactly what students get.

Our home in Ahlberg Hall is filled with cutting-edge equipment and labs, giving students real-world learning opportunities. Plus, our location in the health-care hub of Kansas puts hundreds of internships and jobs within reach.

With a healthcare degree from Wichita State — the future is yours.

BACHELOR'S IN DENTAL HYGIENE

Wichita State is the only institution in Kansas to offer a bachelor's degree in Dental Hygiene. Our on-campus dental clinic gives students hands-on experience for a future career.



COLLEGE OF EDUCATION

The College of Education at Wichita State produces outstanding teachers and educational professionals — and we prepare excellent athletic trainers, sport and exercise professionals, as well.

Because we are located in the largest urban center in Kansas, all WSU College of Education students receive valuable hands-on, real-world experiences with diverse populations as part of their preparation for 21st century careers.

Our offices are housed in a building designed by Frank Lloyd Wright and the college strives to exemplify Wright's vision by applying new technologies - providing active and enriching environments and fostering student-teacher engagement.

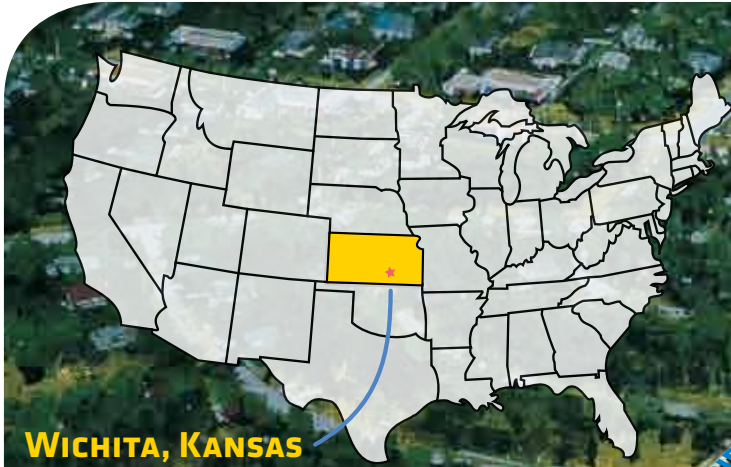
NASA has invited five Wichita State University education students to participate in its Pre-Service Teachers Institute (PSTI). Only 40 students nationwide were chosen for each workshop. The PSTI is designed to help upcoming teachers learn new and engaging ways to teach science, technology, engineering and mathematics (STEM).





WICHITA STATE UNIVERSITY

CAMPUS MAP



WICHITA, KANSAS



CAMPUS SIZE: 2 km x 1 km

1. Ablah Library
2. Ahlberg Hall
3. Beech Wind Tunnel
4. Blake Hall
5. Brennan Hall I
6. Brennan Hall II
7. Brennan Hall III
8. CAC Theater
9. Central Energy Plant
10. Cessna Stadium
11. Child Development Center
12. Clinton Hall
13. Corbin Education Center
14. Credit Union
15. Devlin Hall
16. Duerkson Fine Arts Center
17. Eck Stadium
18. Edwin A. Ulrich Museum of Art
19. Elliott Hall
20. Engineering and Research Building
21. Fairmount Towers Commons
22. Fairmount Towers North
23. Fairmount Towers South
24. Fiske Hall
25. Gaddis Physical Plant Complex
26. Garvey International Center
27. Geology Building
28. Golf Course Maintenance Building
29. Golf Pro Shop
30. Grace Memorial Chapel
31. Grace Wilkie Hall
32. Henrion Hall
33. Heskett Center
34. Heskett Center Playfields
35. Hubbard Hall
36. Human Resources Center
37. Intensive English Annex
38. Intensive English Language Center
39. Jabara Hall
40. Jardine Hall
41. Koch Arena
42. Lindquist Hall
43. Lutheran Student Center
44. Marcus Welcome Center
45. McKinley Hall
46. McKnight Art Center
47. Media Resource Center
48. Morrison Hall
49. National Institute for Aviation Research
50. Neff Hall
51. Newman Center
52. Original Pizza Hut
53. Police Department
54. President's Residence
55. Printing Services
56. Rhatigan Student Center
57. Sheldon Coleman Tennis Complex
58. Tyler Field
59. Visual Communication
60. Wallace Hall
61. Warehouse
62. Wheatshocker Apartments
63. Wiedemann Hall
64. Wilkins Stadium
65. Wilner Auditorium
66. Woodman Alumni Center
67. WSU 18-Hole Golf Course

◇ Residence Halls

Wichita State University does not discriminate in its programs and activities on the basis of race, religion, color, national origin, gender, age, sexual orientation, marital status, political affiliation, status as a veteran, genetic information or disability. The following person has been designated to handle inquiries regarding nondiscrimination policies: Director, Office of Equal Employment Opportunity, Wichita State University, 1845 Fairmount, Wichita KS 67260-0205; telephone (316) 978-6791.

INTENSIVE ENGLISH LANGUAGE CENTER

The Intensive English Language Center is a well-respected program for teaching English as a Second Language (ESL). Since 1976, we have taught 7,000 students from over 100 countries around the world.

About the Program

- Seven levels (beginning through advanced levels)
- Each level takes approximately 8 weeks to complete
- 25 hours of instruction per week (5 hours each week day)
- Students may study as little as 8 weeks or longer than one year – whatever is needed to achieve their required level of proficiency
- Classes include:
 - Learning Laboratory – a laboratory utilizing computers and other audio-visual aids. Students use specialized ESL software, receive individualized attention, and are given customized Internet assignments
 - Reading
 - Speaking and Listening
 - Structure (English grammar)
 - Writing
- Elective classes are available in TOEFL Preparation and Pronunciation when there is sufficient interest


REASONS TO ATTEND INTENSIVE ENGLISH

- Exposure to American culture and customs
- Full access to all of the University's facilities, laboratories, and residence halls
- Relatively small classes, averaging 12 - 18 students
- Professional teachers with many years of experience
- Improvement in vocabulary, reading comprehension, reading speed, listening comprehension and TOEFL score
- Certificate of Level Completion (awarded at the successful completion of each level)
- Certificate of Program Completion (awarded at the successful completion of the program)
- Certificate of Distinction (awarded to students with a 3.5 GPA per level)
- Students with academic admission may begin half-time undergraduate study with concurrent enrollment in Intensive English if they successfully complete the Advanced II level of the English program or obtain a score of 61 or higher on the iBT TOEFL (or its equivalent)
- Students with academic admission may begin full-time undergraduate study without a TOEFL score after successful completion of the highest level of the program
- Institutional TOEFL is available for a reduced price
- Accredited by AAIEP and North Central Higher Learning Commission
- Fast admission process – applications are normally processed in about one week
- Free airport arrival assistance
- Academic advising

PLEASE NOTE: You must be at least 17 years of age in order to apply to the Intensive English Language Center.



THE INTENSIVE ENGLISH PROGRAM AT WSU IS A GREAT PLACE TO SOCIALIZE, PRACTICE ENGLISH, MAKE FRIENDS AND GET ACQUAINTED WITH THE CAMPUS.



TOEFL & IELTS

You do not need to submit a TOEFL or IELTS score when you apply for admission. Students who are admissible to an undergraduate academic program may be conditionally accepted without providing the required score. You may request the testing company to send us your official results later or we will test your English when you arrive in Wichita. Students who do not meet our English requirement will be required to enroll in the WSU Intensive English Language Center. Students may prove they are proficient in English in any of the following ways:

TEST OR QUALIFICATION	MINIMUM REQUIREMENT
INTERNET-BASED TOEFL (iBT)	72
PAPER-BASED TOEFL (PBT)	530
IELTS OVERALL BAND SCORE	6.0
ACT ENGLISH SECTION	20
SAT I VERBAL SCORE	410
WSU ENGLISH PROFICIENCY EXAMINATION	80
PTE ACADEMIC	49
WSU INTENSIVE ENGLISH LANGUAGE CENTER	SUCCESSFUL COMPLETION OF HIGHEST LEVEL
STUDY AT A U.S. COLLEGE OR UNIVERSITY	30 TRANSFERABLE SEMESTER CREDIT HOURS
ELS LANGUAGE CENTER	SUCCESSFUL COMPLETION OF LEVEL 112

We cannot accept any score report that was originally issued to the student. IELTS results must be sent to WSU directly from an IELTS Testing Center. TOEFL results must be sent directly to Wichita State from the Educational Testing Service (ETS). SAT results must be sent directly from the College Board. Our institution code for the TOEFL and SAT is 6884. ACT results must be sent directly from ACT. Our institution code for ACT results is 1472. Official PTE Academic scores must be sent to Wichita State University directly from Pearsons.

Students who do not meet one of the above requirements by the time they arrive in Wichita will be required to study in the WSU Intensive English Language Center. Students with an iBT TOEFL score between 61 and 71 (or its equivalent) may enroll concurrently in academic classes and the WSU Intensive English Language Center. Students scoring below 61 on the iBT TOEFL (or its equivalent) must enroll full-time in the WSU Intensive English Language Center.



RESIDENCE HALLS

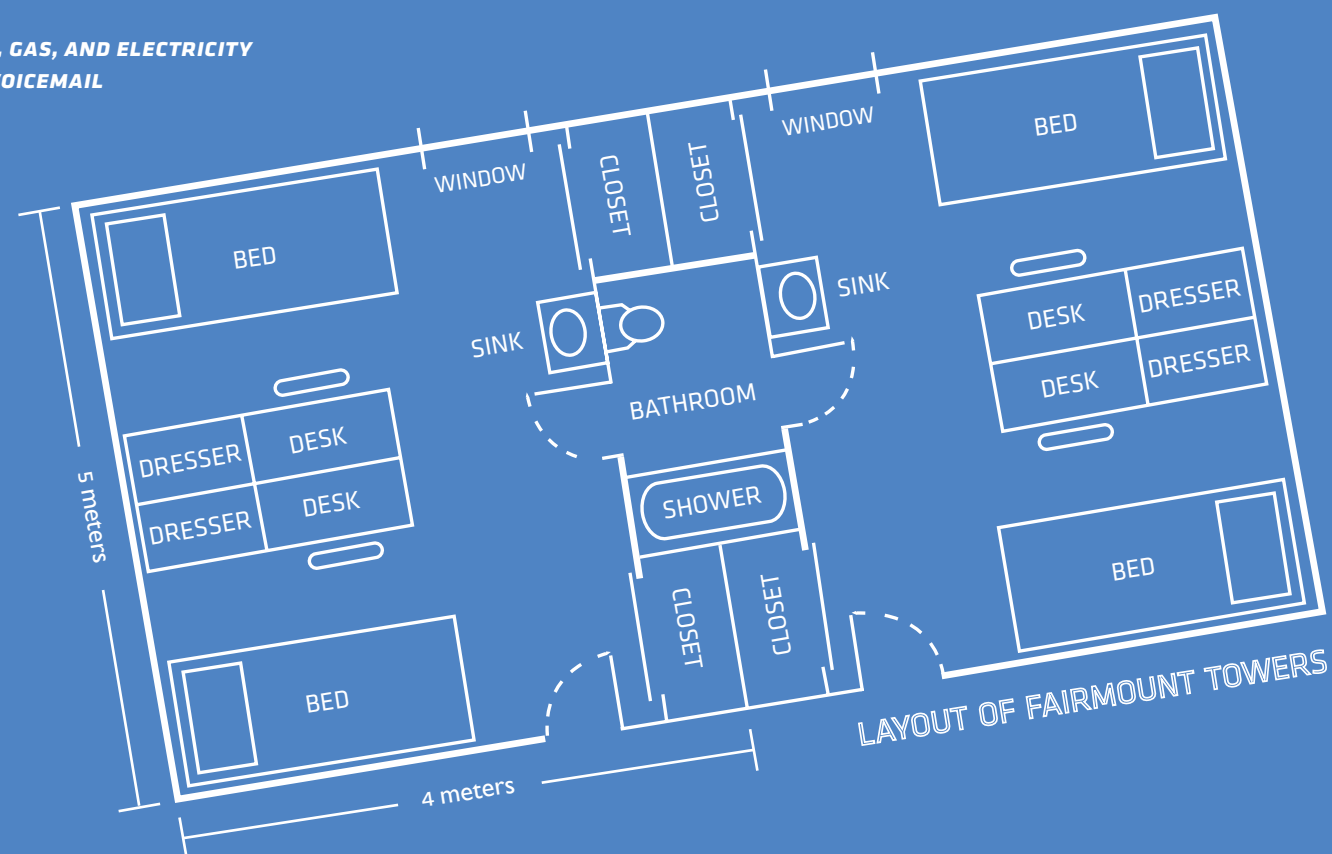
Wichita State University offers students three choices of residence halls: Fairmount Towers, Brennan Hall, and Wheatshocker Apartments. Off-campus apartments are available near the University and throughout the city. Living on campus is very convenient because you can easily walk to class, the library, or sports facilities. You can enjoy and participate in planned social activities and become friends with American students. Single rooms are available for an extra price and are subject to room availability. After you have been accepted to Wichita State University, you will be sent a housing packet with detailed housing information.



Wheatshocker Apartments are located next to the WSU golf course

SERVICES PROVIDED BY THE RESIDENCE HALLS:

- **WI-FI INTERNET**
- **ALL UTILITIES INCLUDING: WATER, GAS, AND ELECTRICITY**
- **LOCAL TELEPHONE SERVICE AND VOICEMAIL**
- **AIR-CONDITIONING**
- **SPACIOUS ROOMS**
- **LAUNDRY FACILITIES**
- **CABLE TELEVISION (OVER 60 CHANNELS)**
- **RESTRICTED ACCESS FOR EXTRA SECURITY**
- **COMPUTER LABORATORY**
- **SHUTTLEBUS SERVICE TO SUPERMARKET**



SCHOLARSHIPS & FINANCIAL AID

The cost-of-living in Wichita is very low in comparison to other cities in the US -- especially cities on the coasts. Our low cost-of-living is also reflected in the cost of our tuition. Even though Wichita State is a national university with an excellent reputation, we are often less expensive than other universities in the US -- even universities which might offer you a partial scholarship.

Scholarships

Last year, Wichita State University awarded almost US\$700,000 in scholarships and financial aid to international undergraduate students. Despite that, we cannot guarantee that you will receive a scholarship. **International students cannot apply for scholarships until they arrive in Wichita and have attended Wichita State University for at least one year.** After you have attended Wichita State for one year, you can apply for scholarships that are awarded based upon your grades at Wichita State. International students may not apply for scholarships based upon their financial need. The grade point average (GPA) requirement needed to apply for scholarships varies depending on the scholarship. Good SAT, ACT, TOEFL, IELTS (and other test scores) will not improve your chances of getting a scholarship. Academic scholarships are normally US\$200 to US\$2,500 and will not pay for all of your educational expenses. Because there are a limited number of scholarships available, we cannot guarantee that you will receive financial assistance.

Working on Campus

International students may apply for on-campus jobs and work up to 20 hours per week after they arrive. Students may work in offices, the library, cafeterias, or assist custodians in cleaning. By working 20 hours per week, students can earn approximately US\$580 per month. On-campus employment is not guaranteed.

Installment Payment Plan

Wichita State University recognizes that education in the U.S. can be expensive for some international students. In order to help, the University allows students to pay their tuition in smaller payments or installments. The Installment Payment Plan allows students to make four payments during the semester (instead of making one large payment at the beginning of the semester). Students make their first payment when they register for their classes and three additional payments during the semester. There is a US\$30 administrative fee for the installment plan and no interest is charged. You may apply for the payment plan after you arrive on campus.



LAST YEAR, WICHITA STATE

UNIVERSITY AWARDED

ALMOST US \$700,000 IN

SCHOLARSHIPS AND FINANCIAL

AID TO INTERNATIONAL

UNDERGRADUATE STUDENTS.

FINANCIAL AID



wichita.edu/housing



wichita.edu/InternationalFinancialAid



WICHITA STATE
UNIVERSITY

Photo Courtesy of Merrill Thomas

Viewbook Designed by Jamie Livengood

WICHITA STATE UNIVERSITY | *International Education* | 1845 Fairmount Street | Wichita, Kansas 67260-0122 USA
tele: (316) 978-3232 | web: wichita.edu/international | email: international@wichita.edu